

SPA BATHS

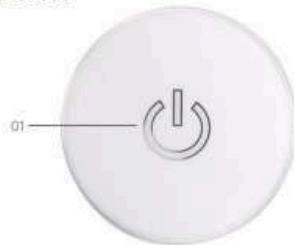


Indulge in ultimate relaxation with our new massage bathtub collection. Experience soothing comfort, innovative design, advanced features, and luxurious comfort in every soak.

Control Panels


BH608FN Control Panel

1. Power on / off



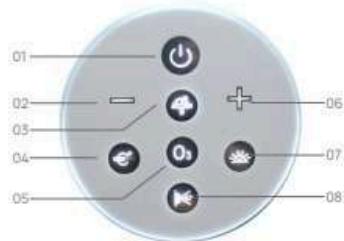
H631S Control Panel

1. Air bubble bath
2. Under water light
3. Hydro massage
4. Power on / off



HP811AF Control Panel

1. Power on / off
2. Air inlet down
3. Air bubble bath
4. Heater
5. O₃
6. Air inlet up
7. Under water light
8. Hydro massage



H168BT/H168HBT/H168HBBT Control Panel

1. Display Panel
2. Volume Up Key
3. Function Setting Key
4. Radio Save/ Channel Change Key
5. Function Knob
6. On/ Off Key





WA1024 Massage Bathtub

Dimensions

- Size : 1700X800X670
- Net.Weight / Gross .Weight: 53KG/96kg

Control Panel

- Air Switch on/off control panel

Included Functions

- Water massage
- LED light

Included Components

- 6 Large hydro massage jets included
- 1 Water pump included with a rated power of 0.9 kW.
- Drainer and faucet
- Maximum water capacity - 260L
- Maximum discharge time - 6min

Certification

- ISO 9001

Control Panel:



Standard features (Pneumatic)





WA1027 Massage Bathtub

Dimensions

- Size : 1700X800X600
- Net.Weight / Gross .Weight: 55KG/90KG

Control Panel

- Air Switch on/off control panel

Included Functions

- Water massage
- LED light

Included Components

- 6 Large hydro massage jets included
- 1 Water pump included with a rated power of 0.9KW
- Drainer and faucet
- Maximum water capacity - 310L
- Maximum discharge time - 7min

Certification

- ISO 9001

Control Panel:



Standard features (Pneumatic)







WA1044 Massage Bathtub

Dimensions

- Size : 1700X800X630
- Net.Weight / Gross .Weight: 56kg/102kg

Control Panel

- HP811AF Control panel

Included Functions

- Water massage & champagne bubble
- LED light
- Heater & O3

Included Components


- 5 Large hydro massage jets included
- 16 Neckside jets Included
- 1 Water pump included with a rated power of 3KW
- 1 Air pump included
- Drainer & faucet

- Maximum water capacity - 310L
- Maximum discharge time - 7min

Certification

- ISO 9001

Control Panel:



Standard features (Pneumatic)





WU0822L Massage Bathtub

Dimensions

- Size : 1800X1400X665
- Net.Weight / Gross .Weight: 126kg/172kg

Control Panel

- H168HBBT control panel

Included Functions

- Water massage & bottom air bubble
- LED light
- Heater & O3
- FM radio & Blue tooth
- Water inlet system

Included Components

- 8 Large hydro massage jets included
- 12 Neckside jets Included
- 1 Water pump included with a rated power of 3.55KW
- 1 Air pump included
- Drainer & faucet

- Maximum water capacity - 517L
- Maximum discharge time - 6.5min

Certification

- ISO 9001

Control Panel:



Standard features







SAA201L-178-1 Massage Bathtub

Dimensions

- Size : 1700X800X640
- Net.Weight / Gross .Weight: 70kg/102kg

Control Panel

- H2508 Control panel

Included Functions

- Water massage & bottom air bubble
- Heater & O3

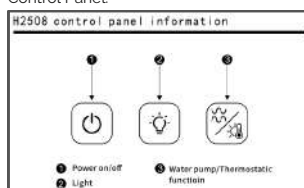
Included Components

- 6 Large hydro massage jets included
- 1 Water pump included with a rated power of 2.2KW
- 1 Air pump included
- Drainer & faucet
- Maximum water capacity - 320L
- Maximum discharge time - 5.5min


Certification

- ISO 9001

Control Panel:



Standard features





SAAA309 Massage Bathtub

Dimensions

- Size : 2000X950X730
- Net.Weight / Gross .Weight: 81kg/124kg

Control Panel

- 309 thermostatic massage bathtub touch system

Included Functions

- Water massage & champagne bubble
- Heater

Included Components

- 6 Large hydro massage jets included
- 1 Water pump included with a rated power of 2KW
- 1 Air pump included

- Maximum water capacity - 270L
- Maximum discharge time - 8min


Certification

- ISO 9001

Control Panel:



Standard features







www.rocell.com | 0766 22 33 44